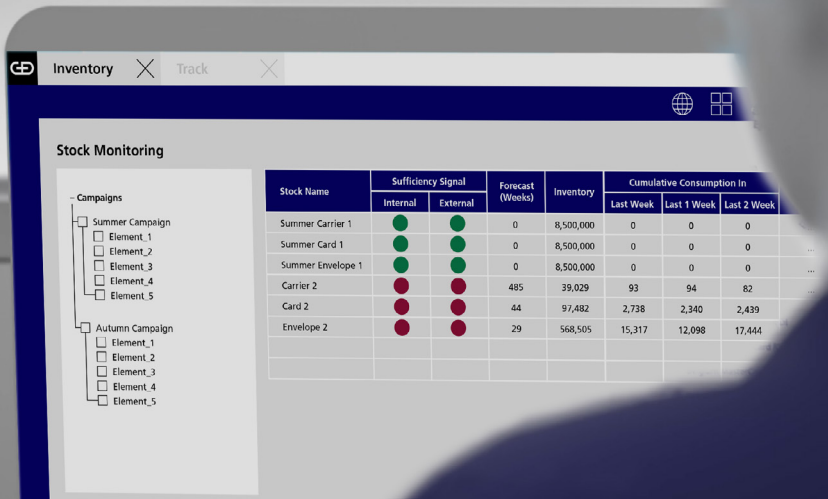




Convego® Connect UX: Change the way you do inventory monitoring and forecasting



Total control over your card inventories – and more.

Information is power. And in a business that depends on precise and timely personalization of a high-volume product with a complex supply chain – the payment card – that power needs to be available to any authorized person.

Yet in a surprising number of banks, a key success metric – optimized card inventory – remains a manual process, dominated by emailed spreadsheets and hand entry.

Enter Convego® Connect UX: a dashboard-centric application for controlling card inventory across all your sites – even predicting patterns of demand, so each site gets the stock it needs at the right time. Accessed through a simple and secure web portal, Connect UX provides a bird's-eye of all data surrounding card stocks: where they are, which sites are running short, patterns of demand that allow restocking or level adjustments to be made, anticipating need.

What's more, that data can be shared between stakeholders. Authorized staff, vendors, and business partners can all see that "single version of the truth", enabling detailed forecasting and planning at every step of the issuance process. And in a world where cards are being printed faster with more customization than ever – self-designed online, collected from a branch, even printed on demand at a kiosk – successful inventory management needs to take every data point into account.

This is Connect UX. A solution that brings all the right data together – and lets you act on it.

About Convego® Connect UX

All partners see single version of the truth
Dashboard-driven and connected to sources like ERP at different sites, Convego® Connect UX brings the Big Picture together – for everyone.

See detailed information on card inventories everywhere

Stocks of each card type are presented as simple tables, charts, and graphs. See card levels in aggregate, or individually for each site.

Analyze patterns of demand to solve supply bottlenecks

Anticipate problems in advance to solve issues before they affect customers. Predict future demand based on current data and adjust stock control accordingly, at program level.

React to spikes in demand ahead of time

If a sales promotion is likely to lead to a sudden increase in demand, Connect UX lets you supply sites with cards and other collateral to coincide with campaign launch, meaning no customer will be disappointed.

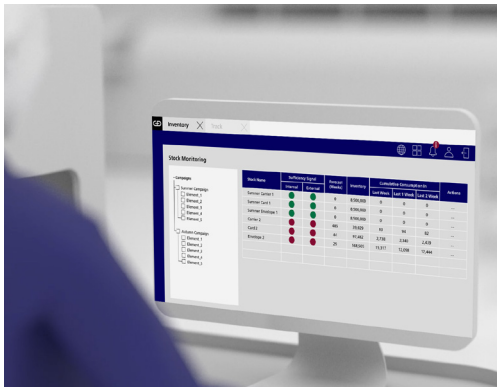
Enable any partner to share information

Can be configured to work with internal supplier software and systems (such as ERP) meaning no hand-keying (or rekeying!) of data – leading to greater accuracy.

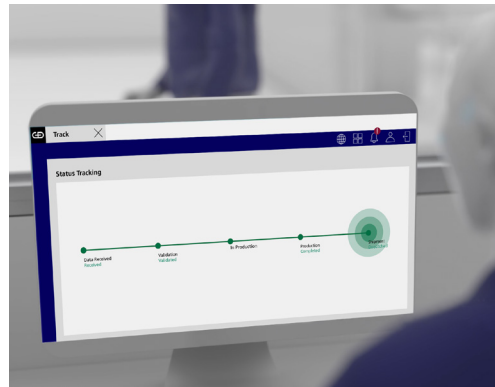
Multi-language support for truly global appeal

Connect UX supports multiple languages, bringing suppliers and sites from your global operations into a single master view.

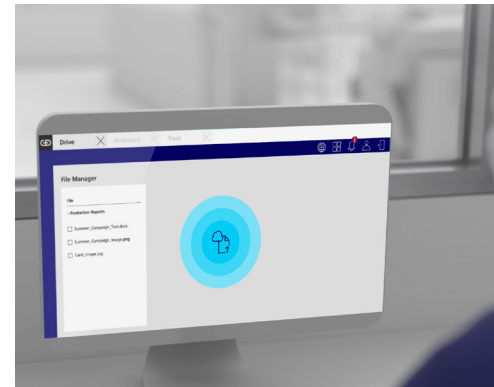
Convego® Connect UX - key features



Ensure campaigns land; Convego® Connect UX allows you to have full visibility to ensure stock is there when you need it.



Access anywhere to upload documents, monitor inventory and track your campaign.



Ensuring you never miss an opportunity with your customers.

Convego® Connect UX use cases

Connect UX answers a broad set of use cases, often dealt with today by manual data and human intervention. These include:

See in-country supply levels of both aggregate stocks (across a whole market) and the distribution of those stocks across sites.

Increase stock as needed to fulfil time-sensitive events and promotions, akin to just-in-time delivery.

Supply innovative card issuance solutions, from unstaffed branches to standalone kiosks in airports or malls.

Track milestones of card issuance at every stage of the personalization process, seeing meaningful data for easier decision making.

Last-mile delivery tracking. See card stock locations at the most critical point.

Product features



Web-based cloud portal
No dedicated hardware or downloads.



SaaS and ERP connectivity options
Integration with your IT infrastructure.



Multi-language support
Accessible in many languages.



Equipped with important security
2 factor authentication, fully encrypted

Platform features



Customizable dashboards
Different data sources, in one place.



Real-time data feeds
No delays in your decision making.



Aggregate view of global inventory
Get the Big Picture view of your organization.



Detailed views of stock per site
See the situation on-the-ground.



Contrast supply versus demand
Support critical management decisions.

95%

of materials now configured at program level by one bank¹

85%

of all use cases implemented with automatic reporting

¹ Case Study: "Convego® Connect UX: Transforming inventory management for a leading European bank", G+D

Creating confidence

Giesecke+Devrient (G+D) is a global security technology provider headquartered in Munich, Germany. Founded in 1852, the company has a workforce of 12,600 employees and generated sales of EUR 2.53 billion in the 2022 fiscal year. A total of 103 subsidiaries and joint ventures across 33 countries ensure customer proximity worldwide.

Engineering trust through technology is G+D's core area of expertise. As a trusted partner to customers with the highest demands, G+D secures the essential values of the world. We develop customized technology in four major playing fields: payment, connectivity, identities and digital infrastructures.



Giesecke+Devrient ePayments GmbH
Prinzregentenstrasse 161
81677 Munich
Germany

www.gi-de.com/
www.gi-de.com/en/contact

Follow us on:

